



Family Craft & Activity Pack

Aimed at families with Children
but fun for all ages!

WEEK 11

PENTECOST Year A
The Holy Spirit - Alleluia!
(John 20: 19-23)

Pentecost Sunday - Year A - The Holy Spirit! (based on John 20:19–23, Acts 2)

It was evening on the first day of the week, and the doors of the house where the disciples had met were locked for fear of the Jews. Jesus came and stood among them and said, 'Peace be with you.' After he said this, he showed them his hands and his side. Then the disciples rejoiced when they saw the Lord. Jesus said to them again, 'Peace be with you. As the Father has sent me, so I send you.' When he had said this, he breathed on them and said to them, 'Receive the Holy Spirit. If you forgive the sins of any, they are forgiven them; if you retain the sins of any, they are retained.'

... suddenly from heaven there came a sound like the rush of a violent wind, and it filled the entire house where they were sitting. Divided tongues, as of fire, appeared among them, and a tongue rested on each of them. All of them were filled with the Holy Spirit and began to speak in other languages, as the Spirit gave them ability.

Visit YouTube to watch this cartoon explanation:

https://www.youtube.com/watch?v=lqG_lvZhU-A

It had been 10 days since Jesus had ascended into heaven and the disciples, known as apostles, followed the instructions they had been given by the Lord and were gathered in Jerusalem. (*Jesus said, "But the Advocate, the Holy Spirit, whom the Father will send in my name, will teach you everything, and remind you of all that I have said to you."* John 14:26) On the same day there were many people from different countries gathered in Jerusalem also, because Jewish people were gathered to celebrate a feast called Pentecost. This special feast is a time where God's people brought gifts as offerings to God. (see Leviticus 23:15-21)

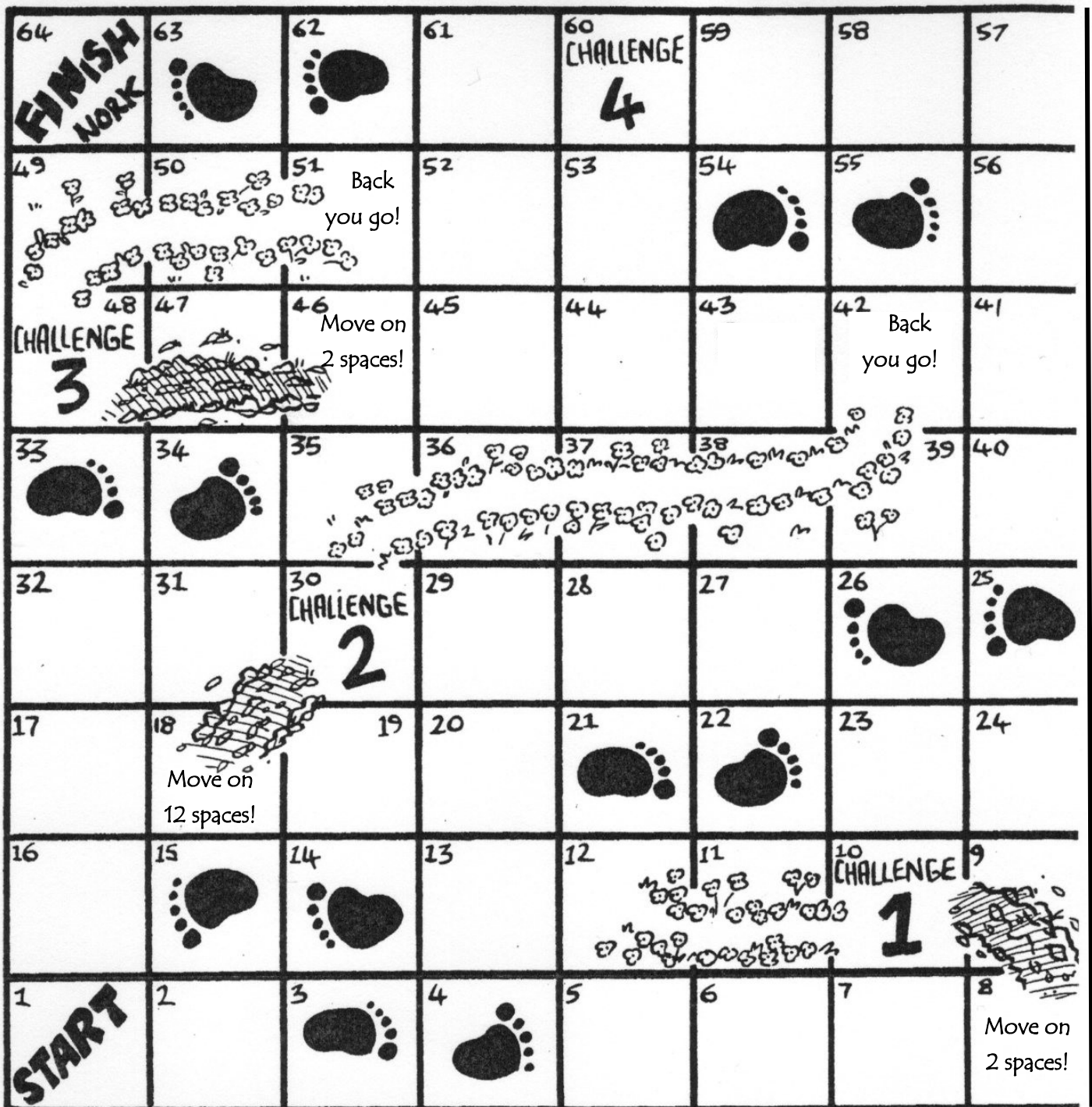
Other words for advocate are counsellor or teacher. The disciples trusted Jesus, that God the Holy Spirit would teach the believers how to live lives that please God the Father. As Christians read God's Word, we believe the Holy Spirit helps us to understand what we are reading. As we pray, we believe the Holy Spirit fills our hearts, our lives with God's very presence. Indeed, God speaks to us through the Spirit which leads us into all truth. At Pentecost, God kept His promise and sent the gift of the Holy Spirit upon those disciples, that they would be empowered to lead the church. The noise caused the people visiting Jerusalem to listen in and ask what was going on, because they couldn't understand how the disciples were able to speak in so many different languages. For each one of them could hear the believers from Galilee speaking their very own language. Likewise, the gift of the Holy Spirit helps Christians today to speak about God and Jesus and share faith with others. Let us pray for the gift of the Holy Spirit to renew our lives – our Church with God's blessing.

Prayer

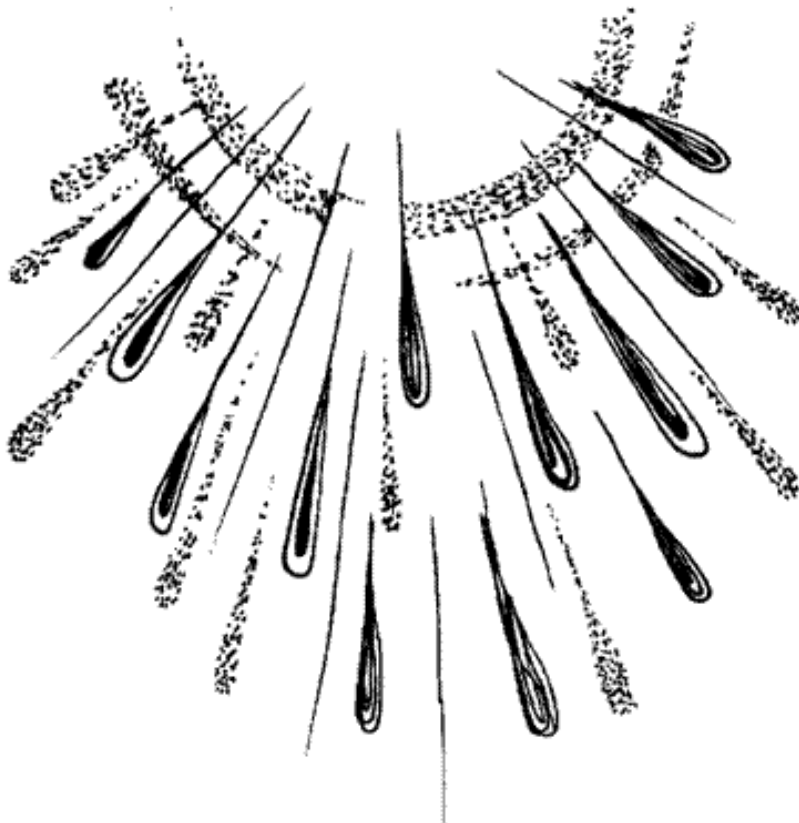
Holy Spirit, sent by the Father, ignite in us your holy fire; strengthen your children with the gift of faith, revive your Church with the breath of love, and renew the face of the earth, through Jesus Christ our Lord.us for ever. **Amen.**



Find your way to Pentecost! Before you play, write down 4 challenges. If you land on a foot you move on a space - unless you slip down a path!



Images that help us understand
PENTECOST. Can you identify
them from the bible readings?



PENTECOST SUNDAY — YEAR A

The Holy Spirit from God, promised by Jesus, is poured out upon his disciples—today is the birthday of the church!

A N U K M Q C V T U X J J S S E N E L T N E G I
N H S R X L W E X W N C L T O O R S M L F X V S
C M T V T E U D D I V D T R G X X A U I U Y O B
J S N T C W D S C S K Y E M L G Z N B K K N Z D
D R F M J W E A Q D D N L R B E O W M H J X O W
H O B L O W J V N O R I O V S E D O B B U E F M
Z P L P Y Y T E R M T O F W B T N L D G O P F P
Y U F O K R C K E X H T O W L H A I V N Z U Z D
T E F X F N W C T H A J R P T E V N L E E L X M
D L O E E A L J O J W U T Z M L D S D K S S O E
Q S P I A O I V Z S K T I A V R Q G J I A W S J
F I T P V R Y T H B O X T T B Z Q O E H N C Q K
W A B E I U O U H G N V U L N G C Y P S C G I Z
P Y E Q B E J F B F Q W D B E G V X F J J N T V
W N T Q E X P M T Y U X E P Y S T T F Y D Z N N
Z V A E Y M O T Z H J L C E X G N X L N K G P P
W X F U I K F E B D E E N X M C O U E B Y J T A
S O T D I P D Y B W X L K E V I P S O Y T I S W
O G H Q G A V L S K V A O F S F S G K C S W L F
L B V C A B G G C V V E P R Y S Q R H V R S Q B
M S S F Q Q Z T P S I G E S D L W D I B B W X Q
L I Y R H X E N H K V L A W V L Q N M T W R T S
X H L N O A R S K F G S C P J N Y M G S S J I L
S E L F C O N T R O L I E Q S Z O Y J N U N Y K

counsel	faithfulness	fear of the lord	fortitude
gentleness	goodness	joy	kindness
knowledge	love	patience	peace
piety	self-control	understanding	wisdom

E	T	E	L	P	M	O	C	E	G
V	T	G	R	L	W	H	J	N	N
G	N	A	L	E	I	M	I	I	I
L	T	E	C	M	H	K	W	M	H
O	T	I	S	O	A	T	J	H	T
R	T	E	R	E	V	L	A	G	Y
I	L	A	P	I	M	D	L	F	R
F	F	S	K	J	P	O	A	G	E
Y	S	U	S	E	J	S	C	T	V
C	O	S	S	E	N	T	I	W	E

ADVOCATE SPIRIT WITNESS

GLORIFY FATHER JESUS


MINE COMPLETE TELL

EVERYTHING WHY HIMSELF



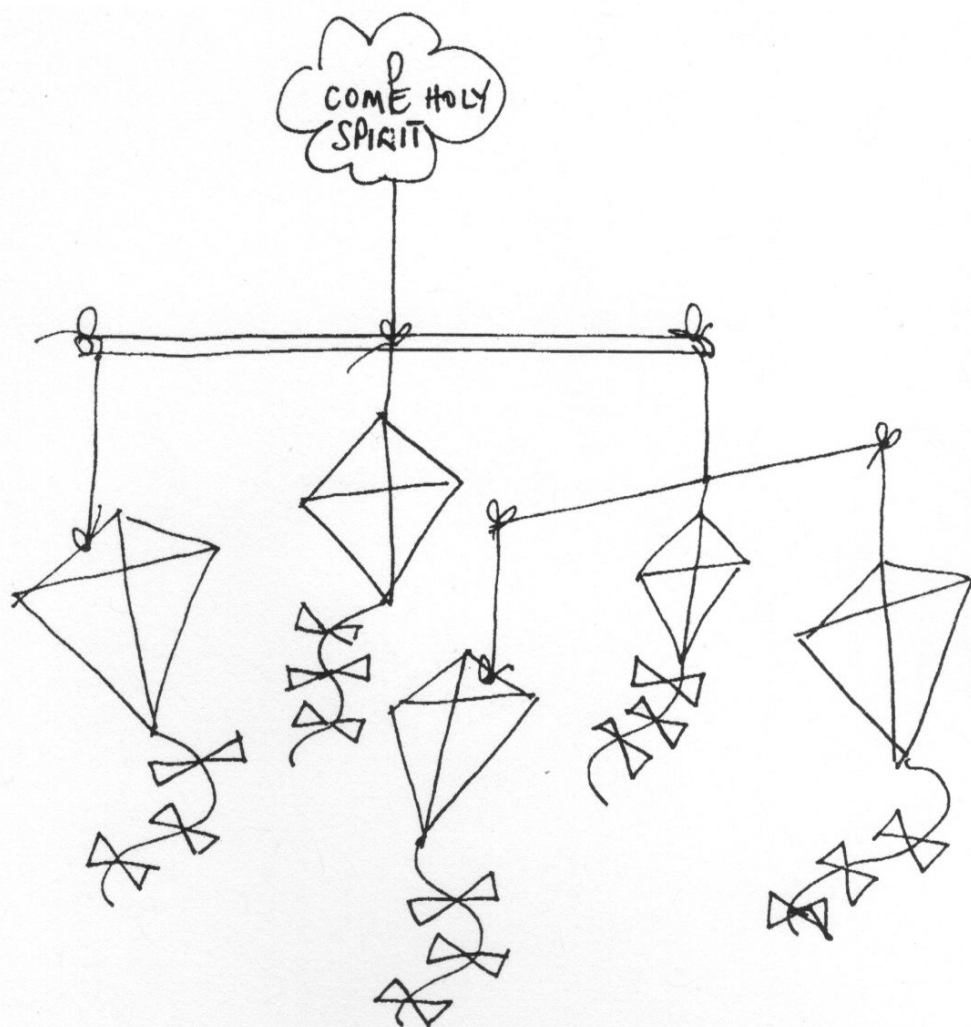
There are three words missing from this crossword.

Each number stands for a letter. Now can you puzzle out how it works and fill in the gaps?



The missing words are



- Make a very simple mobile of kites, balloons or sailing boats. Write 'Come, Holy Spirit' on some of them, or add some clouds and write 'Come, Holy Spirit' on the cloud shapes.
- Make paper windmills of varying sizes and colours.



On the Day of Pentecost fill the church with balloons. If you can get helium filled balloons they will move about in the hot air currents. If you can afford it, give everyone a helium filled balloon when they arrive at church. The balloons represent the Holy Spirit. At a given moment let go of the balloons. The Holy Spirit cannot move around among us if we hold onto it - we have to 'let go and let God'. During the singing of a 'Come, Holy Spirit' song blow bubbles across the church! And finally, ask everyone to come to church wearing red, yellow or orange flame-coloured clothes!


For parents to pray with your child

Come, Holy Spirit,
and fill me up with God's love.
I may be small
and not very tall
but I can be **BIG** with
God's love.




- Staple on lengths of flame-coloured crepe paper.
- Thread a small ring on a length of cotton and tie a long thread on to this.

CHECK FOR A SAFE PLACE TO
FLY THE KITES



PENTECOST SUNDAY

The Holy Spirit is
among us! Just as Jesus
promised us. Alleluia!




FLAME PRAYERS MOBILE

Use the template below to cut out flame shapes in fiery colours on which prayers can be written. Attach the prayers to a circle of card reading, 'Holy Spirit, please help...' or suspend from cotton to display.

Other uses: These 'flame' ideas and templates could also be used for banners, bookmarks or headbands, and with other Bible stories featuring fire: Moses and the burning bush; Shadrach, Meshach and Abednego in the fiery furnace; Elijah on Mount Carmel; the burning coal which touched Isaiah's lips in the temple; the chariots of fire which Elijah and Elisha saw; the story of Samson. The flame templates could also be used

tissue or crêpe paper. The candle card could be adapted for use at Christmas or in any topic about light.



SEALING RINGS

(see Ephesians 1:13)

You will need:

- Plasticine
- Objects for pressing in designs
- Wax candles and matches or sealing wax

- 1 Roll plasticine into a sausage shape, but thicker in the middle.
- 2 Bend round the ends to make a ring.
- 3 Flatten the thick part and press in a design.

To make a seal:

Take great care and make sure the children do too. Hot wax can burn.

- 1 Position a length of ribbon.
- 2 Drip on some sealing or candle wax.
- 3 Allow it to harden slightly.
- 4 Press the ring down – not too hard – and remove cleanly.
- 5 Allow wax to harden.


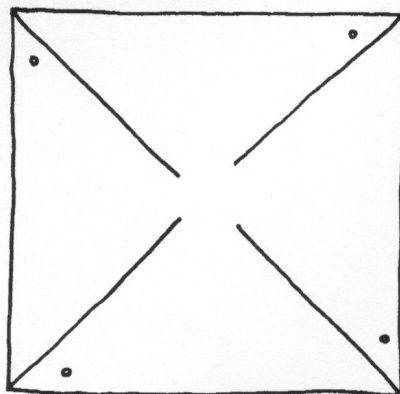
Get everyone to make first a ring with a symbol or letter to show that the thing sealed belongs to them. Give each child a card on which to draw a self-portrait, sign their name and add a ribbon and their seal. Seal symbols might include a flame, a cross or the first initial of the child's name. Have ready cards or posters with the words 'The Holy Spirit – God's way of saying, "You're mine"' already written on them. Posters could have a long ribbon down one side and the whole group could add their seals.

KITE COLLAGE/PRAYER POSTER

Provide a number of different kite shapes for decoration then fix them all to a 'sky' background and attach real string or twine, perhaps with bunting. Write on a verse about the wind of the Spirit, or let people write their own prayers on the kites before adding them to the poster.

WINDMILLS

Use the template provided (or see page 38 in *Here's One I Made Earlier*) for a variation on this simple windmill. Photocopy one for each child. After colouring, cut out and along diagonal lines. Bend marked corners over to centre and fix with pin onto stick or strong drinking straw. Cover sharp end of pin with plasticine or similar.





Mary and Jesus' Followers Receive the Holy Spirit

A Pentecost Choral Reading Prayer Service

Mary: Come, Holy Spirit.
Fill us with love.

Narrator 1: The Apostles, the women who
followed Jesus, and Mary, Jesus'
mother, all prayed together as one.

All: Come, Holy Spirit.
Fill us with love.

Narrator 2: A sound like a strong wind filled the
room where they were sitting. Flames
like fire rested upon each one.

All: Come, Holy Spirit.
Set our hearts on fire.

Narrator 3: Peter stood up, full of the Spirit, to talk
to the people in Jerusalem, people
from every nation.

Women: Come, Holy Spirit.
Teach us words in every language.

Peter: Jesus was crucified and died. God has
raised Him up. We are the witnesses.

All: Come, Holy Spirit.
We are the witnesses.

Complete the sentences at
the end of the prayer service.
Pray the prayer service
together.

Peter: Jesus sits at the Father's right hand. He
has poured out the Holy Spirit upon us.

Apostles: Yes, Jesus is the Lord.

Women: Yes, Jesus is the Messiah.

Mary: Yes, Jesus is the One long promised by
God.

All: Come, Holy Spirit.
Where people are sad, give them

Apostles: Where people are worried,
give them _____

Women: Where people are in danger,
give them _____

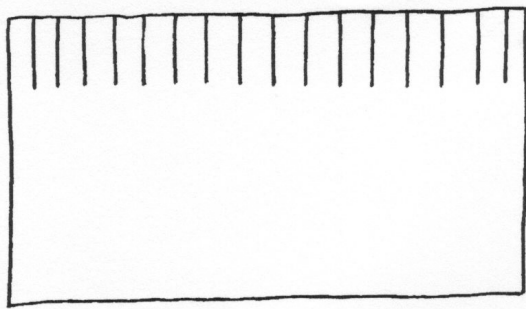
Peter: Where people have given up,
give them _____

Mary: Where people are unwanted,
give them _____

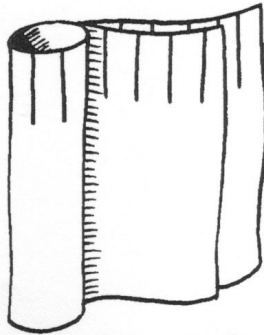
All: Come, Holy Spirit.
Fill us with love. Amen.




Roll red and white paper
or crêpe paper after making slits.



A4 paper 21cm x 30cm



Fasten ends
with glue or use
an elastic band.



Carefully
tease out
red and
white
ends.

Let each person who represents the wind have a
streamer to shake as they move around making the
sound of the wind.



COLOUR RED AND YELLOW.

Make a crown of flames - let 12 people give them to the
12 disciples by using wool to fasten them to their heads.

PRAY



Come, Holy Spirit of God.
In your power let your wind renew us.
Let your fire change us.
Come, Holy Spirit fill us with your presence.

PENTECOST CROWNS!

Cut out the two strips, glue together to read Holy Spirit Pentecost.

Then colour in or decorate!

Stick ends together around head to form crown.



Holy Spirit

Pentecost

